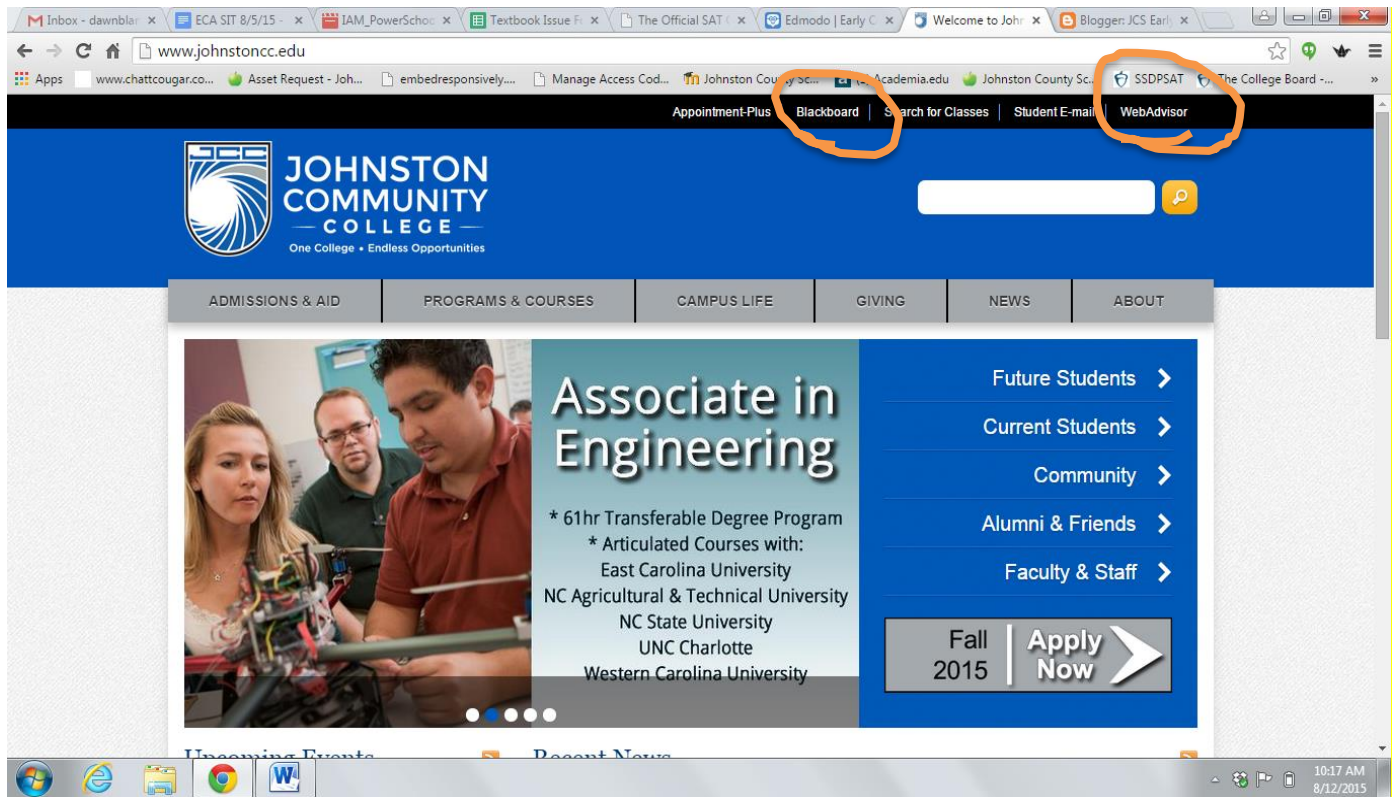




The Lion's Roar Edition XVII August, 2015

Welcome back to another successful year at JCECA! This edition of *The Lion's Roar* will focus on resources for both parents/guardians and students to use in order to better navigate both Johnston Community College and Johnston County Early College Academy. Please pay attention to each of the sections and feel free to contact the appropriate school personnel for further information or help with any school related issues.

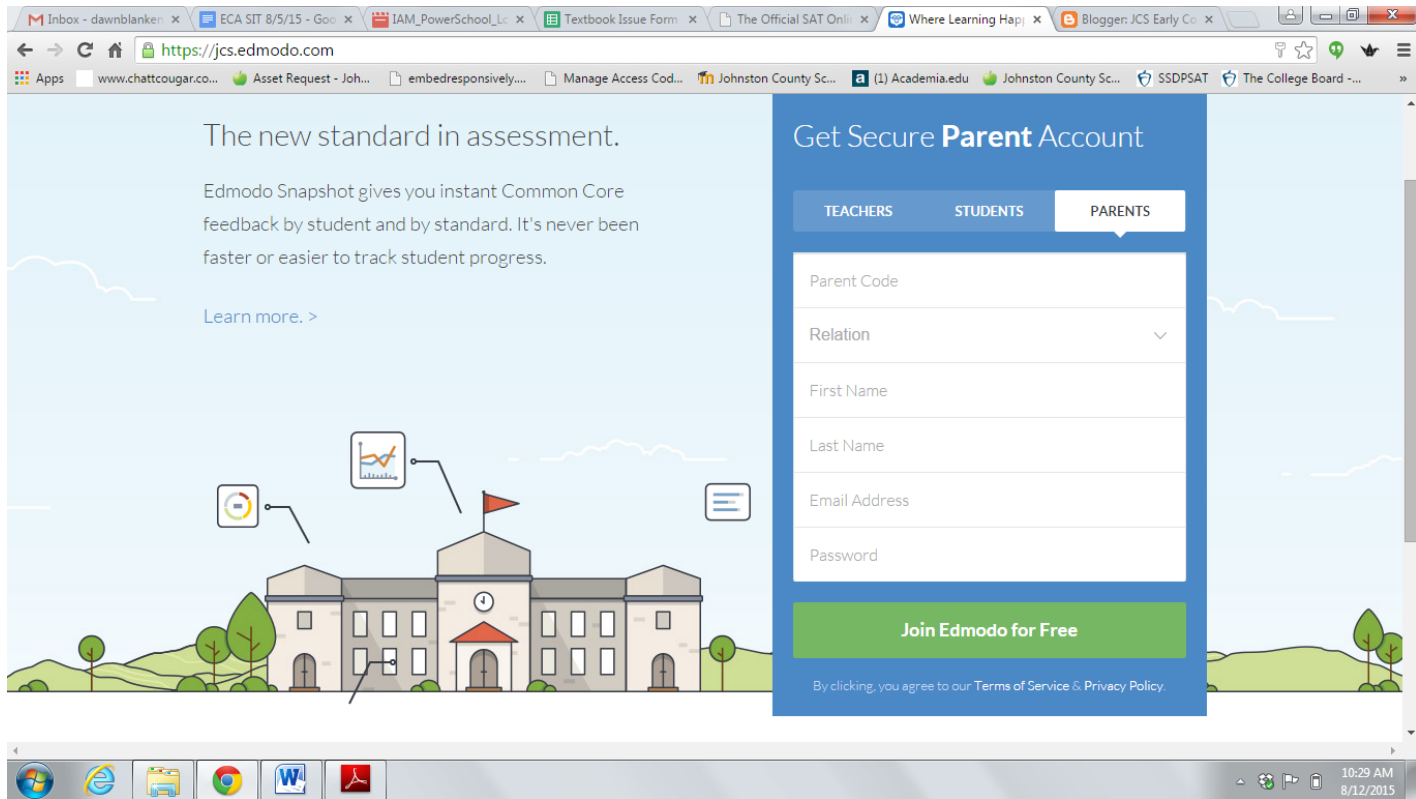
First, let's take a look at the JCC Webpage. This is where ALL students (Freshmen-Fifth Year Seniors) access their grades and course through Web Advisor and BlackBoard (Bb). JCECA teachers do not have access to a student's Bb or Web Advisor. You may contact rodnevallred@johnston.k12.nc.us if you wish to have him put in a request to see your student's college grades. *The easiest way to see your student's grades is to have them log into Bb and Web Advisor for you.*



The very top black bar has the hyperlinks to Web Advisor and BlackBoard. Parents do not have access to either of these programs. Students have full access to these sites and may show them to their parents at any time.

Second, we will look at Edmodo. The following image comes from www.edmodo.com

Click on the Parent button and create your personal account. Your student has a Parent Code for you to join Edmodo at the bottom of their Early College School Wide Page Screen. If you cannot find your code on your student's page, email dawnblankenship@johnston.k12.nc.us for the code.



At this time, there is no way for a parent/guardian to join Google Classroom as a Parent and not a Student. The best way for Parents to see Google Classroom is to ask their students for the log in information and log in as their student. If you have issues obtaining your student's Google Classroom log in information, contact dawnblankenship@johnston.k12.nc.us

This is the JCECA webpage is also a way to find out about current events and many schedules.

Inbox (1) - dawnl x ECA SIT 8/5/15 x IAM_PowerScho... Textbook Issue F... The Official SAT x Where Learning x Blogger: JCS Earl x Home - Johnston x

jceca.johnston.k12.nc.us

Select a School x GUEST | LOGIN Translate x

JOHNSTON COUNTY EARLY COLLEGE ACADEMY
"Strive with motivation; succeed with determination." -- Author Unknown

HOME ADMINISTRATION PARENTS STUDENT LIFE STAFF DIRECTORY **LUNCH ORDER FORM** ECA BLOG

Lions

WELCOME LIONS

12:03 PM 8/12/2015

At the bottom of the JCECA webpage is an announcement section along with many other helpful JCS District hyperlinks. At the top of the JCECA webpage is the Lunch Order Form. School Lunches must be ordered by 9:00pm on Sunday night in order for your student to receive lunch/lunches the following week. The NEW lunch order form is loaded every week by Thursday at 5:00pm.

The screenshot shows the JCECA website interface. At the top, there is a navigation bar with the JCECA logo and several menu items: Calendar, Announcements, and Quick Links. The main content area is divided into three columns:

- Calendar:** A calendar for August 2015 with the 12th highlighted. Below it, there are 'Upcoming Events' for August 17 (JCC Courses Begin), August 21 (Progress Reports), and September 07 (ECA Closed/No buses today).
- Announcements:** A 'Welcome back!' message followed by information about E-Text Classes, including a list of course codes (SOC 210, MAT 290, MAT 162, COM 231, BUS 115, BIO 110, ACC160, ACC 149, MUS 110) and instructions on how to obtain them. It also mentions a fast track class and provides links for curriculum policy, parent presentation, and BlackBoard account reset instructions.
- Quick Links:** A vertical list of icons and text links: Enrollment, Lunch Menu, Lunch Payment, PowerSchool, Report Bullying, Staff Connect, Student Connect, Transcript Request, and Volunteers.

At the bottom of the screenshot, a Windows taskbar is visible with icons for Internet Explorer, File Explorer, Google Chrome, and Microsoft Word, along with a system tray showing the time as 12:30 PM on 8/12/2015.

The JCECA College Liaison (person who goes between JCC and JCS) is Cary Lane Cockrell. Her email address is carylanecockrell@johnston.k12.nc.us Email is the quickest way to contact Mrs. Cockrell.

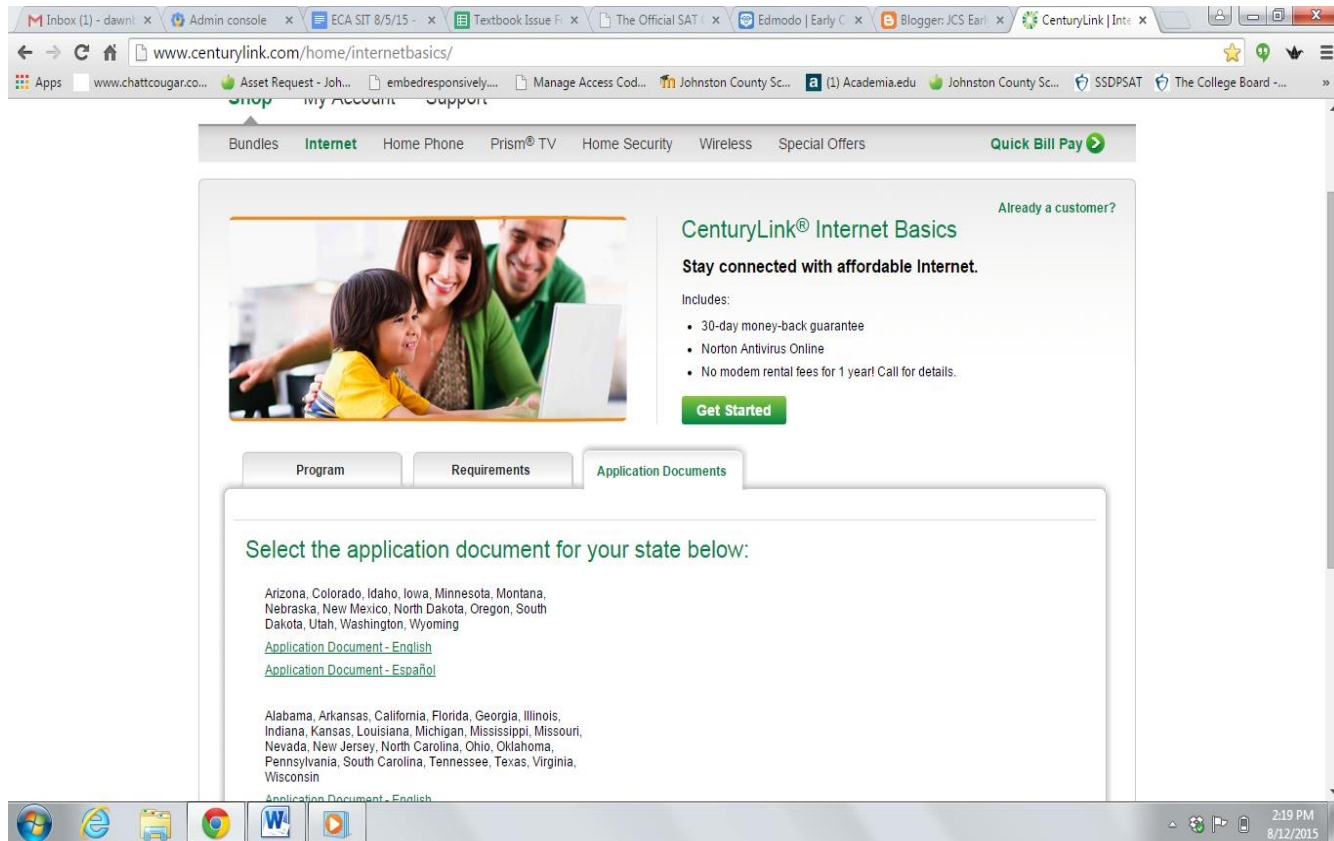
Cost Replacement List for JCECA Technology Loaned to Students

- **Chromebook C720 \$257.00**
- **Chromebook S303 \$249.00**
- **Broken Screen on either model of Chromebook \$140.00**
- **Lost Chromebook S303 \$249.00, C720 \$257.00**
- **iPad 2 (cracked screen, broken casing, etc.) \$379.00**
- **Lost iPad 2 \$379.00**
- **iPad 2 30 pin 2 AMP charger \$15.00 (Broken or Lost/ one lost part = a \$15.00 charge)**
- **Chromebook Charger S303 or C720 \$15.00 (Broken or Lost)**
- **Dell Mini Computer \$450.00**
- **Broken Dell Mini Computer Screen \$150.00**
- **Lost or damaged Dell Mini Computer Charger \$15.00**

Free Internet Access Program for Students Who Qualify

Century Link offers a free or reduced rate internet service for students and their families who are within Century Link's service area. The applications in both English and Español may be accessed here at this link

<http://www.centurylink.com/home/internetbasics/> DO NOT return these applications to JCECA. The forms have an address on the last page that tells you where to mail the application.



The screenshot shows a web browser window displaying the CenturyLink Internet Basics website. The browser's address bar shows the URL www.centurylink.com/home/internetbasics/. The website has a navigation menu with options: Bundles, Internet, Home Phone, Prism® TV, Home Security, Wireless, Special Offers, and Quick Bill Pay. The main content area features a banner image of a family (a man, a woman, and a child) looking at a laptop. To the right of the image, the text reads "CenturyLink® Internet Basics" and "Stay connected with affordable Internet." Below this, a list of features is provided: "Includes: 30-day money-back guarantee, Norton Antivirus Online, No modem rental fees for 1 year! Call for details." A green "Get Started" button is located below the list. Below the banner, there are three tabs: "Program", "Requirements", and "Application Documents". The "Application Documents" tab is selected, and the content below it says "Select the application document for your state below:". There are two lists of states with corresponding links for "Application Document - English" and "Application Document - Español". The first list includes Arizona, Colorado, Idaho, Iowa, Minnesota, Montana, Nebraska, New Mexico, North Dakota, Oregon, South Dakota, Utah, Washington, and Wyoming. The second list includes Alabama, Arkansas, California, Florida, Georgia, Illinois, Indiana, Kansas, Louisiana, Michigan, Mississippi, Missouri, Nevada, New Jersey, North Carolina, Ohio, Oklahoma, Pennsylvania, South Carolina, Tennessee, Texas, Virginia, and Wisconsin. The browser's taskbar at the bottom shows various application icons and the system clock indicating 2:19 PM on 8/12/2015.

Finally, JCECA's Counselor, Rodney Allred has some events coming up that he wants all Senior Parents to pay attention to this month.

Senior Seminar-Month 1

1. Identify 3-5 Target Colleges
2. Register/Prepare to take the SAT and/or ACT if needed:
 - a. www.sat.collegeboard.org
 - b. www.actstudent.org
3. Complete a Career Assessment: www.mynextmove.org
4. Begin College Applications
5. Start Scholarship Applications: www.fastweb.com
6. Parent Night in September-date and location TBA